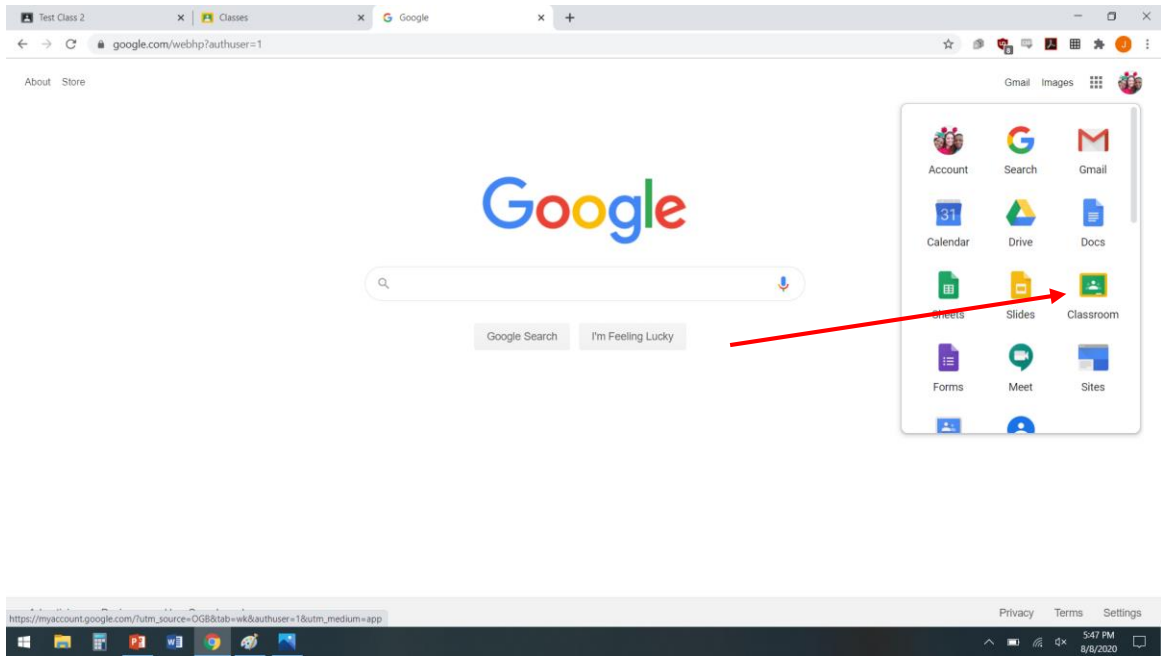
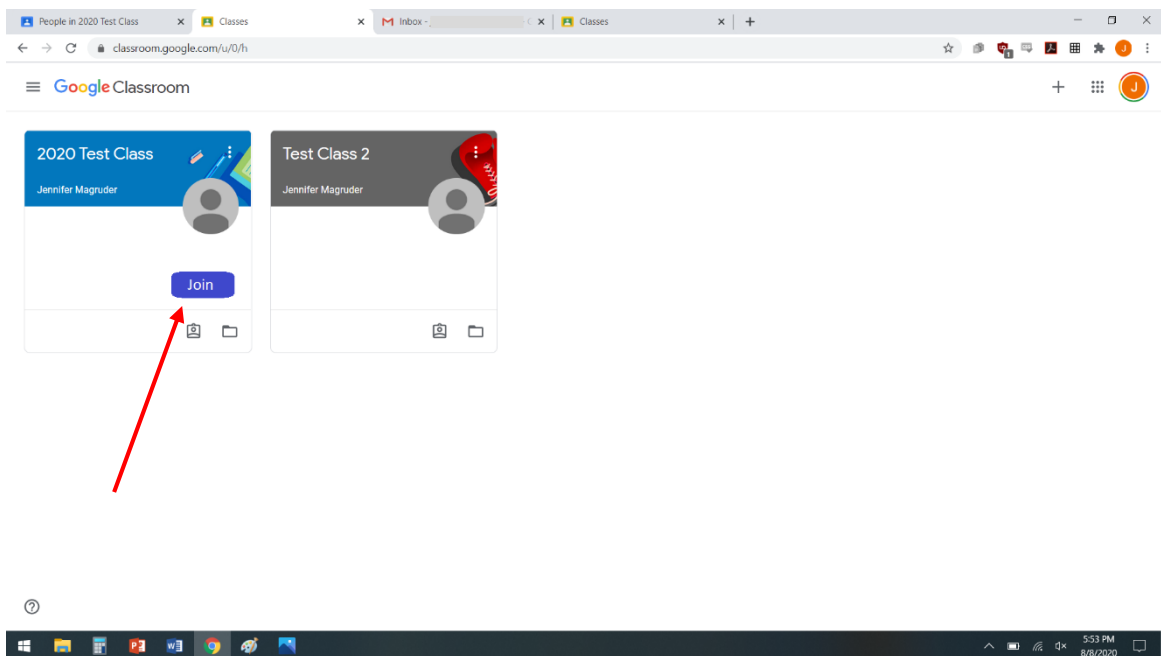


Student View



If this is your first time, click “Join” for the class you want to connect to. Otherwise, click on the class name to enter.



Once in your selected class...

The screenshot shows the 'Stream' tab of a Google Classroom for 'Test Class 2'. At the top, there are navigation tabs for 'Stream', 'Classwork', and 'People'. Below the header, there's a banner with the class name and a pair of red boxing gloves. The main content area is titled 'Upcoming' and contains a message: 'Woohoo, no work due soon!' with a 'View all' link. Below this, there are three assignment posts by Jennifer Magruder: 'Math 1' (Apr 19), 'Tuesday Math' (Apr 8), and 'Monday Math' (Apr 8, Edited Apr 12). A red arrow points from the 'Stream' tab to the 'Upcoming' section.

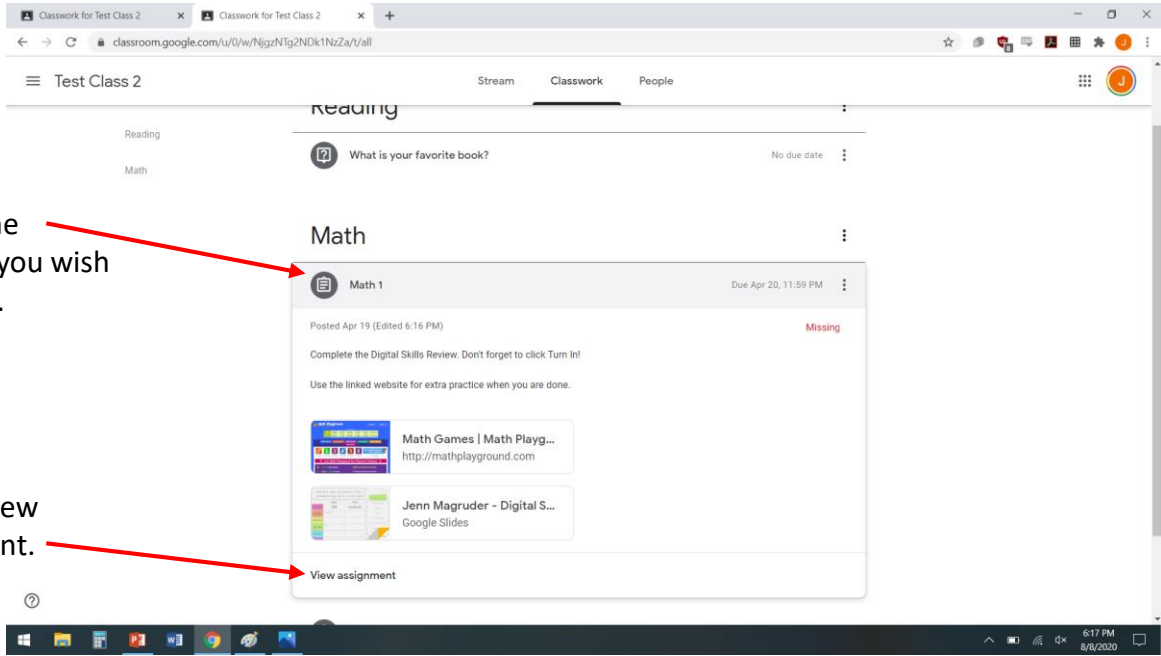
Stream
Shows announcements and a running list of assignments

The screenshot shows the 'Classwork' tab of the same Google Classroom. The 'Classwork' tab is selected, and the page is titled 'View your work'. It features a sidebar with 'All topics', 'Reading', and 'Math'. The main content area is organized by topic. Under 'Reading', there is one assignment: 'What is your favorite book?' with 'No due date'. Under 'Math', there are three assignments: 'Math 1' (Due Apr 20, 11:59 PM), 'Monday Math' (No due date), and 'Tuesday Math' (No due date). A red arrow points from the 'View Your Work' text to the 'View your work' header, and another red arrow points from the 'Classwork' text to the 'Classwork' tab.

View Your Work
Shows which assignments are missing or turned in

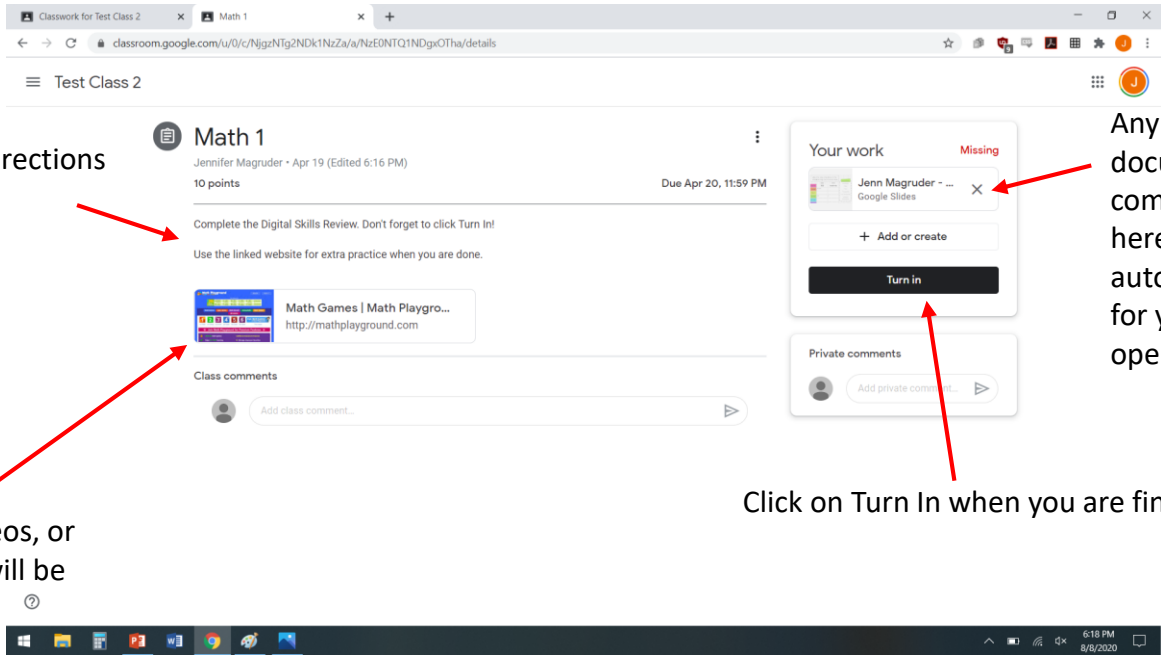
Classwork
Shows your assignments for each "topic" (subject)

To complete an assignment...



1. Choose the assignment you wish to complete.

2. Click View Assignment.



Assignment directions will be here.

Any links, videos, or files to view will be here.

Any attached documents for completion will be here. These will automatically copy for your child and open in a new tab.

Click on Turn In when you are finished!